



Learning Objective:

To be able to use compass points and positional direction to navigate between points on a map.



Success Criteria	Self Assessment
<ul style="list-style-type: none"> To understand a map to identify and locate various items. 	
<ul style="list-style-type: none"> To practise using positional language to navigate between points on a map. 	
<ul style="list-style-type: none"> To write a series of instructions to navigate around the map. 	

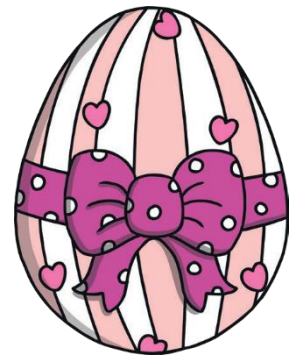
Can you follow the directions to find where the Easter eggs are hidden? Draw the eggs onto your map.

								 Start 2
Start 1 								

My EASTER Egg Hunt Directions

From START 1:

1. Three hops forward
2. Turn left
3. Four hops forward
4. Turn right
5. Two hops backwards
6. Turn left
7. Three hops forward
8. Turn right
9. Five hops forward
10. Congratulations! You have found the first egg!



From START 2:

1. One hops forward
2. Turn right
3. Three hops forward
4. One square backward
5. Turn left
6. Six hops forward
7. Turn right
8. Two hops forward
9. Turn right
10. Congratulations! You have found the second eggs!



