

PE


Join in with the exercise video from Joe Wicks. We will concentrate on workout 1 this week. You need to do this twice a day for at least 5 minutes.

Click on the link below and play workout 1.

<https://www.twinkl.co.uk/resources/twinkl-move/joe-wicks-twinkl-move>


Joe Wicks: 5-Minute Move Workout 1
Marching on the Spot

1. Stand with your feet hip-width apart.
2. Lift one foot and then the other.
3. Stay on the same spot.
4. Lift your knees up high, keeping your back straight.
5. Pump your arms as well.




Joe Wicks: 5-Minute Move Workout 1
Star Jumps

1. Start with your feet close together.
2. Jump and land with your feet wide apart.
3. Stretch your arms out above your head.
4. Jump your feet in and your arms down.




Joe Wicks: 5-Minute Move Workout 1
Low Sprint Shuffle

1. Crouch your body down.
2. Run quickly on the spot.
3. Pump your arms.
4. Turn to the middle and the side.
5. Make sure you have fast feet.




Joe Wicks: 5-Minute Move Workout 1
Squat

1. Start with your feet a bit wider than your shoulders.
2. Squat down as if you're sitting into a chair.
3. Stand up tall again.
4. Keep a straight back.



Joe Wicks: 5-Minute Move Workout 1
Climb the Rope

1. Pretend to climb a rope!
2. Reach your hands above your head one at a time and pull the rope down.
3. Lift your knees high and climb on the spot.



As well as this don't forget to go out with you parents for a daily walk.