



Wednesday 27th January 2021

Learning Objective To create a story board.		
Success Criteria	Self-Assessment	
<ul style="list-style-type: none"> To find the key features in the example story board. 		
<ul style="list-style-type: none"> To give a brief description of each section of the story. 		
<ul style="list-style-type: none"> To add images once you have finished the text, showing what is happening. 		

I would like you to create your very own storyboard, for a story we will get chance to write soon. I would like you to use the template given to split your story into the main scenes. You will need to draw a picture in each box to show briefly what is happening in each scene, and then write a short description underneath each of those pictures explaining what is happening. It is entirely up to you what your story will be about, but it will include the character you have created yourself!



Cold, dark night on Tipton Lane, everyone was fast asleep...




10 cats hid underground, planning their next heist.



Roy the leader of ninja cats explained the problems the group is facing...



Tim, his sidekick suggests a heist at the queens palace - enough food to last forever...



The planning of the heist and Roy calls all the cats in England to get involved...



Night of the heist...