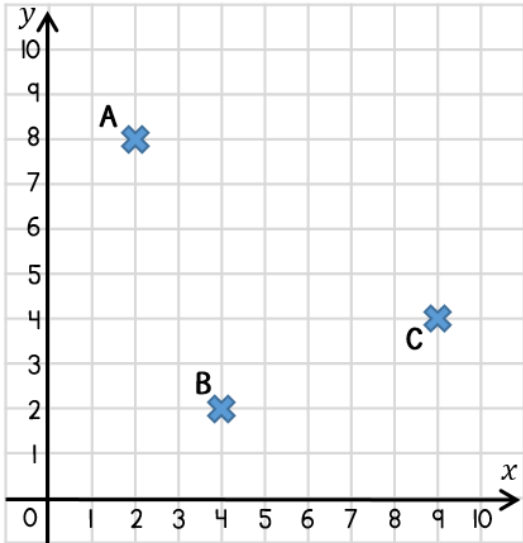


Name \_\_\_\_\_

1 Write down the coordinates of the points marked on the grid.



A = (     ,     )

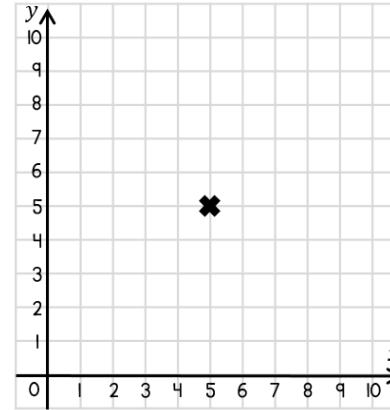
B = (     ,     )

C = (     ,     )

2 marks

2 Plot the coordinate pairs.

The first one has been done for you.



(5, 5)

(8, 3)

(6, 0)

(3, 2)

Draw lines to join the plotted points.

What shape have you drawn?

\_\_\_\_\_

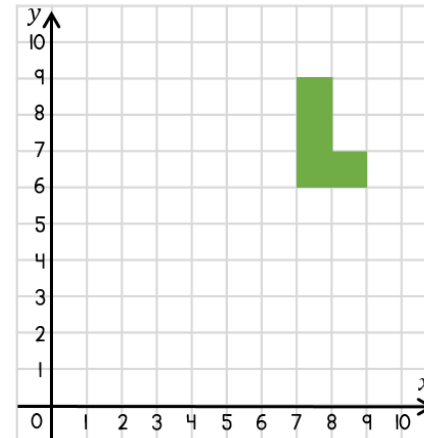
2 marks

3 Translate the shape 5 squares left.

Label the new shape A.

Translate shape A 4 squares down.

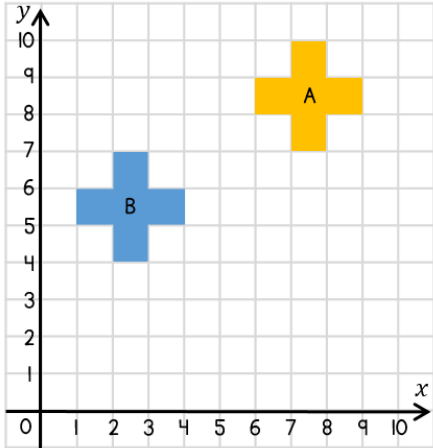
Label the new shape B.



1 mark

2 marks

4 Shape A is translated to shape B.



Complete the sentence.

Shape A has been translated 5 squares \_\_\_\_\_ and 3 squares \_\_\_\_\_.

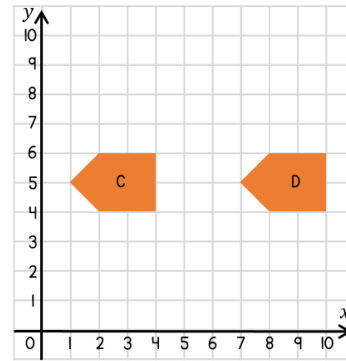
Use the coordinates of shape A and B to complete the table.

	True	False
One of the vertices on shape B is (2, 6)		
The vertex (7, 7) on shape A has been translated to (2, 7)		

2 marks

2 marks

5



Complete the sentence to describe the translation of shape C to D.

Shape C has been translated  squares right and  squares up.

2 marks

6

The point (2, 3) is translated up.

Circle the coordinate that will change.

( 2 , 3 )

The point (5, 4) is translated left.

Circle the coordinate that will change.

( 5 , 4 )

2 marks

Circle how confident you feel with position & direction.

1                      2                      3                      4                      5  
 Not                      Very  
 confident                      confident