

Summer Progress check

Year 4

Mathematics

Paper 1: arithmetic

First name						
Middle name						
Last name						
Date of birth	Day		Month		Year	
Teacher						

These assessments have been designed by White Rose Maths.
For more information, please visit www.whiterosemaths.com



[BLANK PAGE]

Please do not write on this page.

Instructions

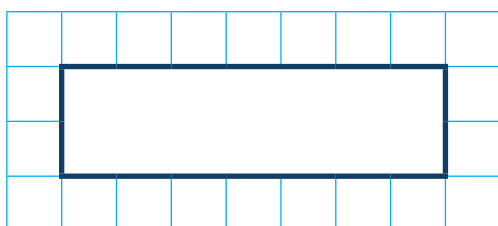
You **may not** use a calculator to answer any questions in this test.

Questions and answers

You have **20 minutes** to complete this test.

Work as quickly and as carefully as you can.

Put your answer in the box for each question.

A grid consisting of 10 columns and 5 rows of small squares. A larger, bold-bordered rectangle is drawn in the center, spanning 6 columns and 2 rows of the grid.

If you cannot do one of the questions, **go on to the next one**.

You can come back to it later, if you have time.

If you finish before the end, **go back and check your work**.

Marks

The number under each box at the side of the page tells you the maximum number of marks for each question.

1

$$3 \times 9 =$$

1 mark

2

$$143 + 35 =$$

1 mark

3

$$32 \div 8 =$$

1 mark

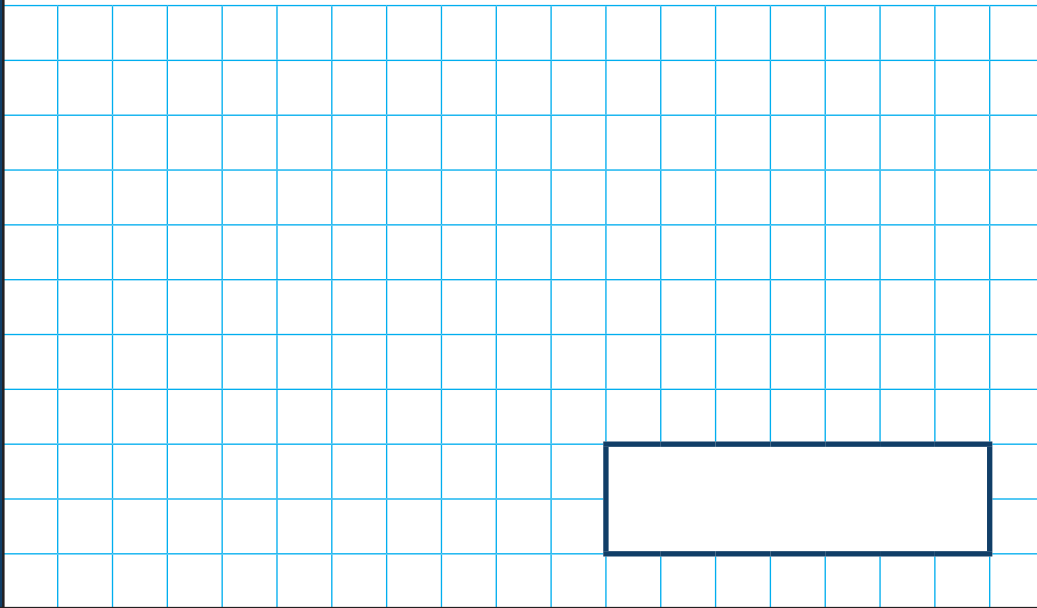
4

$$3,150 - 1,000 =$$

1 mark

5

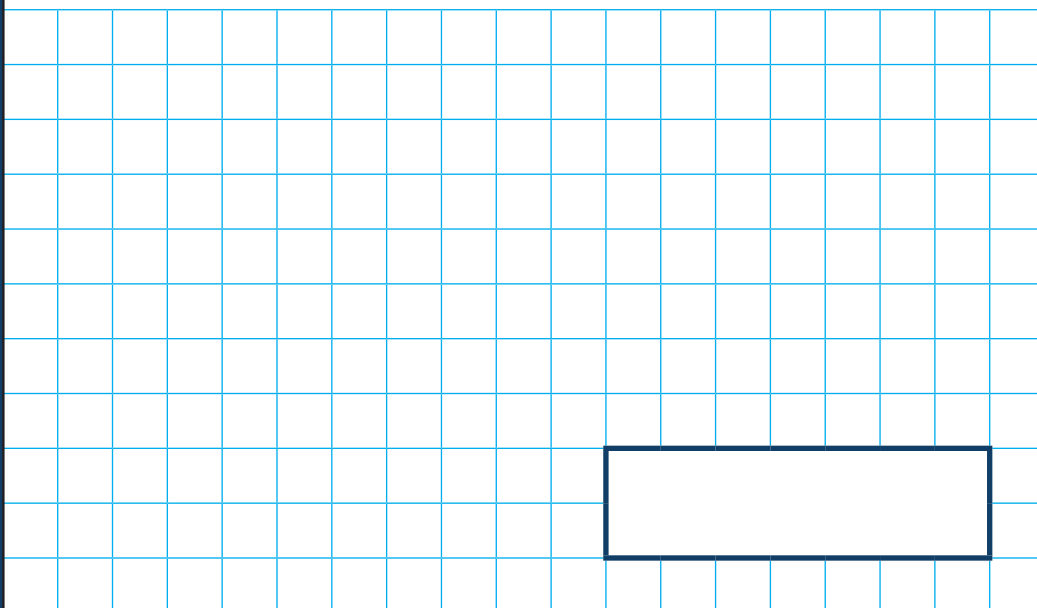
$$\frac{3}{5} + \frac{1}{5} =$$



1 mark

6

$$345 + 185 =$$



1 mark

7

$$\frac{1}{6} \text{ of } 42 =$$

1 mark

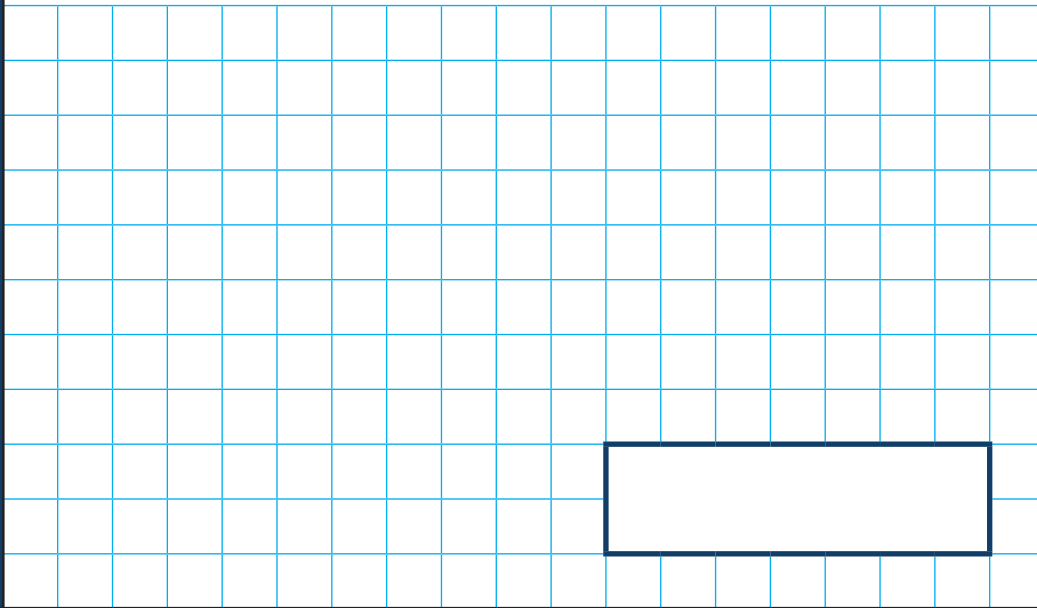
8

$$\boxed{} = 57 \times 5$$

1 mark

9


$$3,406 + 237 =$$



1 mark

10

$$3 \times 8 = \boxed{} \times 4$$



1 mark

11

$$\frac{11}{6} - \frac{5}{6} =$$

A large grid of 20 columns and 10 rows for working out the answer to question 11. A rectangular box is drawn at the bottom right of the grid, spanning 10 columns and 2 rows, intended for the final answer.

1 mark

12

$$\frac{4}{9} \text{ of } 45 =$$

A large grid of 20 columns and 10 rows for working out the answer to question 12. A rectangular box is drawn at the bottom right of the grid, spanning 10 columns and 2 rows, intended for the final answer.

1 mark

13

$$£54.84 - £27.63 =$$

A large grid of 20 columns and 10 rows for working out the subtraction problem.

£

1 mark

14

$$3 \div 10 =$$

A large grid of 20 columns and 10 rows for working out the division problem.

1 mark

15

$$4 \times 3 \times 6 =$$

1 mark

16

$$0.36 + \boxed{} = 1$$

1 mark

17

$$84 \div 6 =$$

1 mark

18

$$26 \div 100 =$$

1 mark

19

$$274 \times 7 =$$

A large grid of 20 columns and 10 rows, intended for showing the steps of the multiplication calculation.

1 mark

20

$$235 - 142 = \boxed{} + 50$$

A large grid of 20 columns and 10 rows, intended for showing the steps of the subtraction calculation.

1 mark

[BLANK PAGE]

Please do not write on this page.

[BLANK PAGE]

Please do not write on this page.

[BLANK PAGE]

Please do not write on this page.