

Summer Progress check

Year 5

Mathematics

Paper 1: arithmetic

First name						
Middle name						
Last name						
Date of birth	Day		Month		Year	
Teacher						

These assessments have been designed by White Rose Maths.
For more information, please visit www.whiterosemaths.com



[BLANK PAGE]

Please do not write on this page.

Instructions

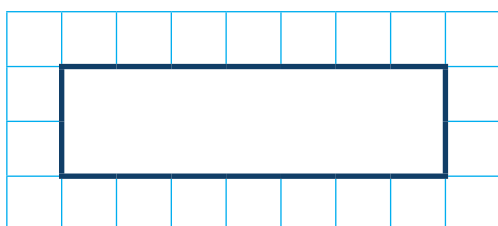
You **may not** use a calculator to answer any questions in this test.

Questions and answers

You have **20 minutes** to complete this test.

Work as quickly and as carefully as you can.

Put your answer in the box for each question.

A grid consisting of 10 columns and 5 rows of small squares. In the center of the grid, there is a larger rectangle with a thick black border, spanning 4 columns and 2 rows. This rectangle is intended for the student to write their answer to a question.

If you cannot do one of the questions, **go on to the next one**.

You can come back to it later, if you have time.

If you finish before the end, **go back and check your work**.

Marks

The number under each box at the side of the page tells you the maximum number of marks for each question.

1

$$125 + 271 =$$

A large grid of 20 columns and 10 rows, intended for students to show their working out for the addition problem.

1 mark

2

$$100 - \boxed{} = 30$$

A large grid of 20 columns and 10 rows, intended for students to show their working out for the subtraction problem.

1 mark

3

$72 \div 8 =$

A large grid of 20 columns and 10 rows, intended for students to show their working out for the division problem.

1 mark

4

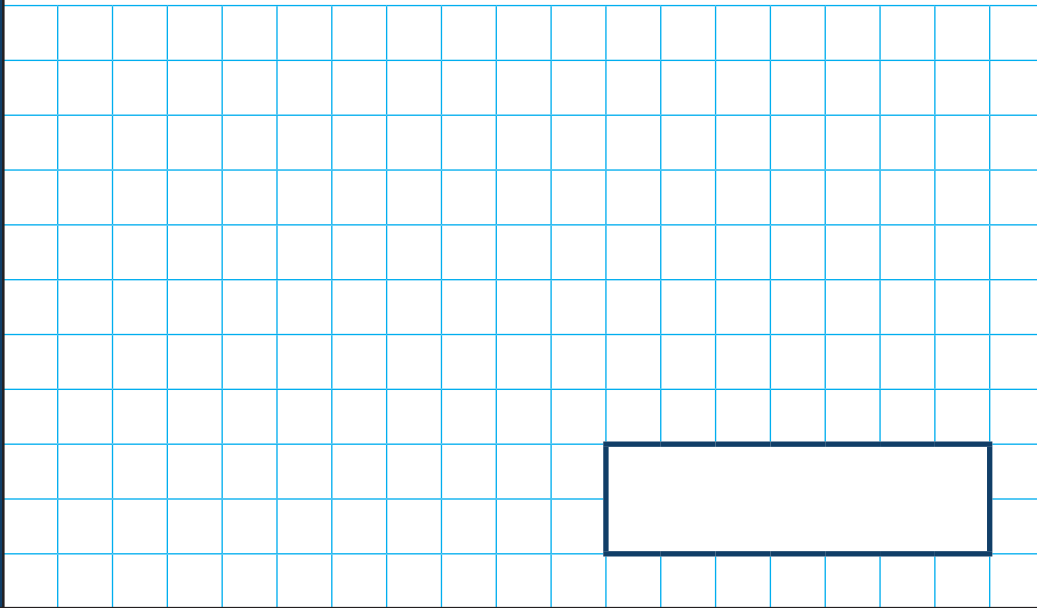
$\boxed{} = 4,650 - 1,000$

A large grid of 20 columns and 10 rows, intended for students to show their working out for the subtraction problem.

1 mark

5

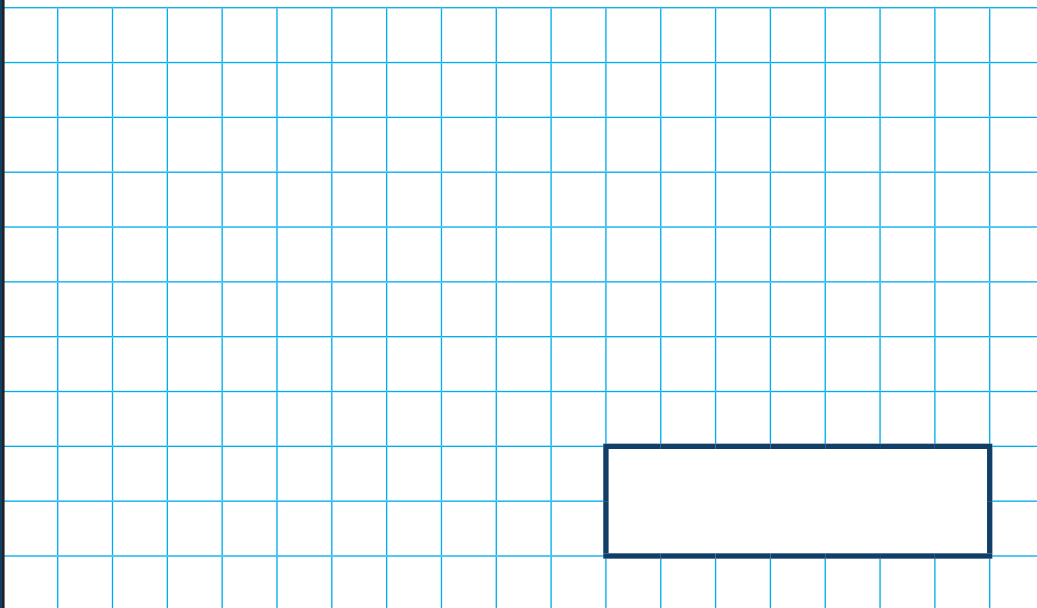
$$\frac{4}{7} + \frac{2}{7} =$$



1 mark

6

$$4^2 =$$



1 mark

7

$42 \times 6 =$

1 mark

8

$\boxed{} \times \pounds 168 = \pounds 1,680$

1 mark

9

$$18,072 + 3,928 =$$

A large grid of 20 columns and 15 rows, intended for students to show their working out for the addition problem above.

1 mark

10

$$6 \times 8 = \boxed{} \times 4$$

A large grid of 20 columns and 15 rows, intended for students to show their working out for the multiplication problem above.

1 mark

11

$$\frac{5}{6} - \frac{1}{2} =$$

A large grid for working out the answer to question 11. The grid is 20 squares wide and 15 squares high. A rectangular box is drawn in the bottom right corner of the grid, spanning 10 squares wide and 3 squares high.

1 mark

12

$$\frac{3}{7} \text{ of } 2,800 \text{ m} =$$

A large grid for working out the answer to question 12. The grid is 20 squares wide and 15 squares high. A rectangular box is drawn in the bottom right corner of the grid, spanning 10 squares wide and 3 squares high. The letter 'm' is written in the bottom right corner of the box.

1 mark

13

$$172 \times 5 =$$

1 mark

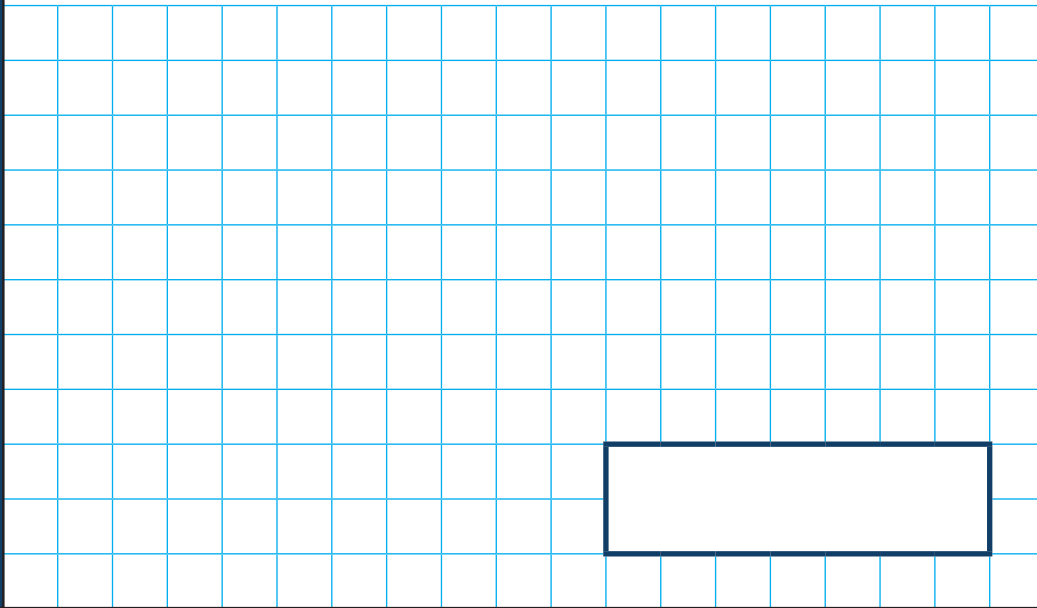
14

$$\frac{9}{11} \times 3 =$$

1 mark

15

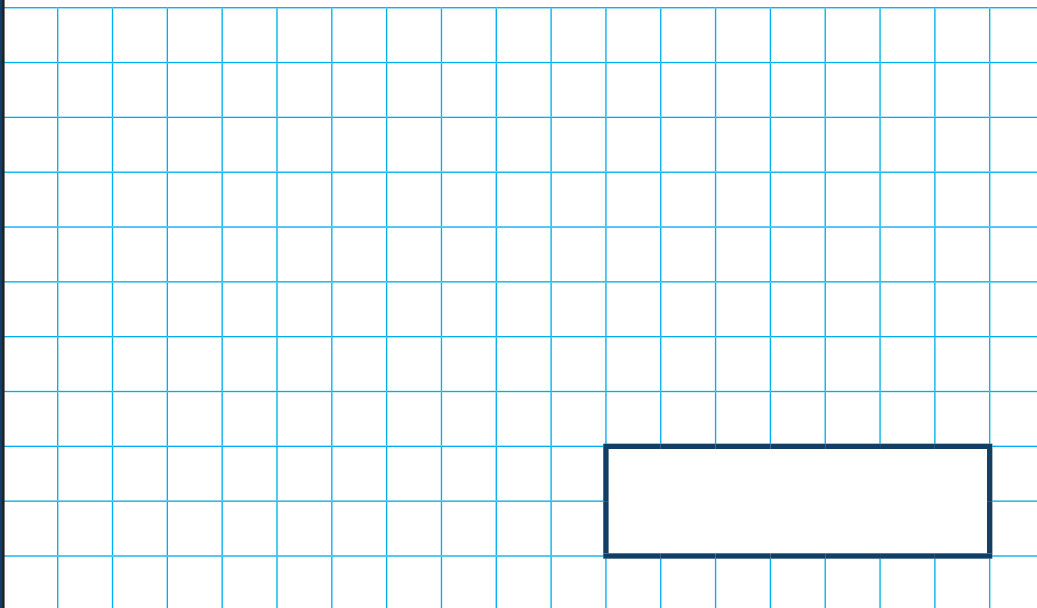
$$852 \div 6 =$$



1 mark

16

$$6.23 \times 100 =$$



1 mark

17

$$36 \times 49 =$$

A large grid of 20 columns and 15 rows, intended for showing the steps of the multiplication calculation.

1 mark

18

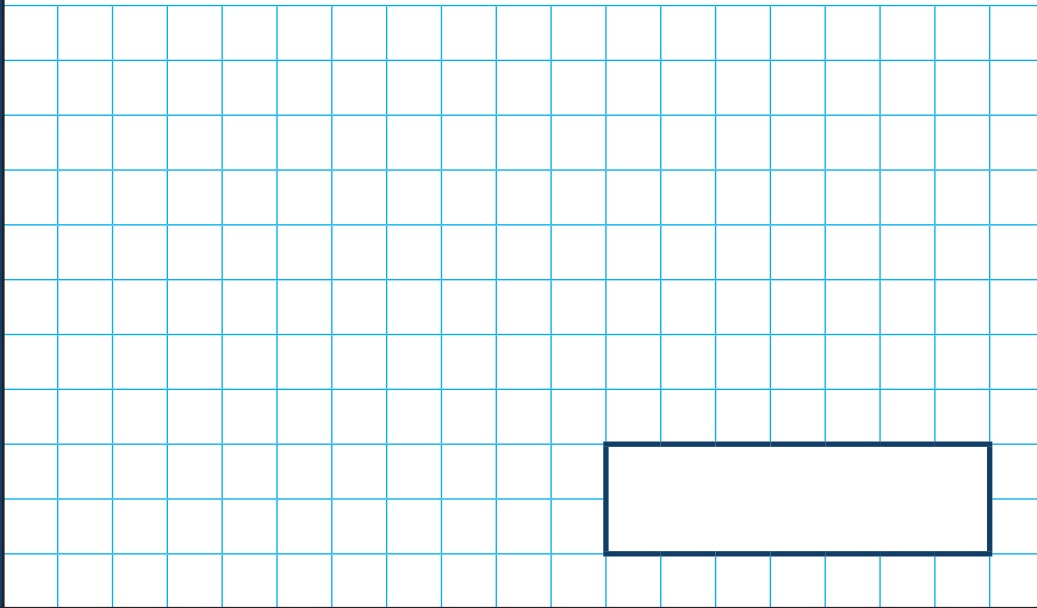
$$72 + \boxed{} = 10,000$$

A large grid of 20 columns and 15 rows, intended for showing the steps of the subtraction calculation.

1 mark

19

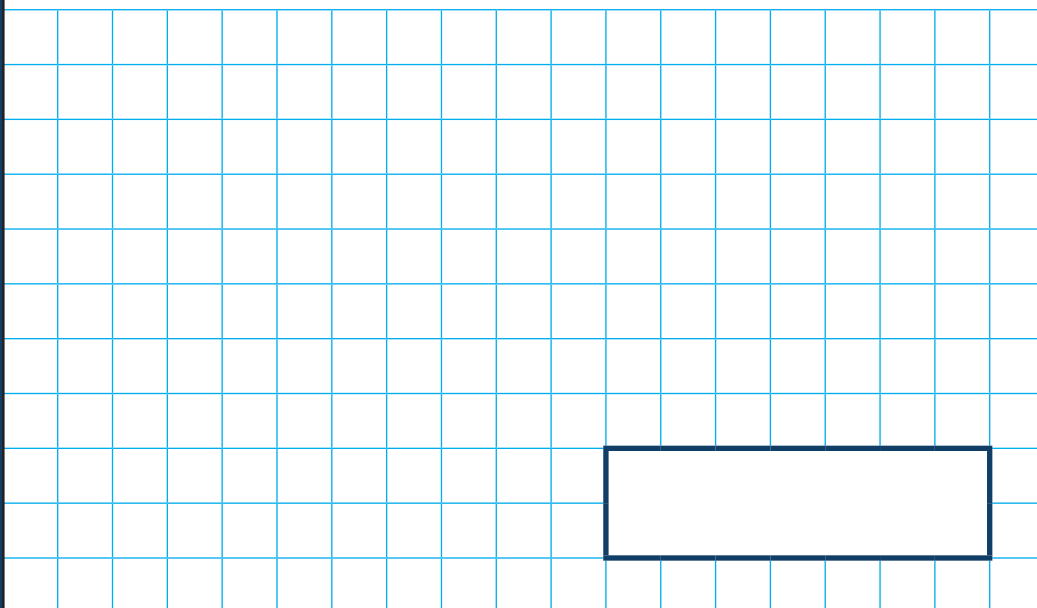
$$1\frac{2}{3} + 1\frac{5}{9} =$$



1 mark

20

$$394 \times 17 =$$



1 mark

[BLANK PAGE]

Please do not write on this page.

[BLANK PAGE]

Please do not write on this page.

[BLANK PAGE]

Please do not write on this page.